



Fun Family Road Trip Games

The Alphabet Game

Be the first to find each letter of the alphabet in order.

Each player looks out the window to find words that start with each letter of the alphabet, in order from A to Z. As each person sees one, they call out that letter and word. "I see J in Howard Johnsons!" It's okay if more than one person sees the same thing simultaneously, but the players can't copy after it's been said. The first player to Z wins.

Silent Variation: Players do not share what letter they are on, making it a bit of a mystery until the first person who finds all the letters and yells, Z! (Thinking back, I think my parents invented this version to keep us quiet for a while in the car).

Depending on the age of your kids, vary the rules to make it easier or more difficult. For example, make it more difficult by only allowing players to get letters only from road signs, buildings, and billboards; no using words on vehicles or license plates.

The Name Game

Use the alphabet to think up a name, place, and job.

Players taking turns through the alphabet A to Z using each letter to think up a name, the place they live, and their occupation that start with their letter. For example, the first player has A and says, *my name is Amy; I live in Alabama and sell Apples.* The next person has B; *My name is Bart, I live in Boston, and I'm a Barber.*

I Spy

Get players to guess what you have spotted.

Players take turns picking an object around them that will remain in sight for a while and giving other players clues to guess what it is. The first player gives the first letter as a clue. Then continues with I spy something [color], [size], etc... Players take turns calling out guesses until someone gets the right answer. That person goes next.



License Plate Game

Try to spot as many license plates from as many states as possible.

The traditional way to play this game is to set a time limit, and the player who sees the most license plates from different states in the allotted time wins.

To help the kids, you can make a list of each state with a check box. Or, make it a geography lesson by printing out a USA Map for the kids to cross out or color in the states as they see them. This variation could last the whole road trip.

20 Questions

Get players to guess something you're thinking about.

One player thinks of a person, place, or thing. The other players take turns asking a yes-or-no question, then making a guess about what it is. The game goes up to 20 questions. The player who gets it right goes next. If no players guess it, the 'thinker' wins.





KeeKee Travel Bingo

Be the first to get BINGO by spotting things you see while on your road trip.


We've created a fun KeeKee Travel version of BINGO to print copies of and take on your next road trip.

Using the BINGO cards with images of things you see on a road trip (tree, bicycle, car, etc.), players cross out the boxes of things they see. Players try to be the first to get 5 complete squares in a row or column or across. The first person to get five in a row declares, "BINGO!" This game is best for passengers, not the driver.

Category ABCs

See how many things you can think of that start with the same letter.

The first player chooses any category, for example, animals or states, and names something in that category that starts with the letter A. The next player must name something in the same category that begins with the letter B and so on until someone is stumped.



Let's Tell A Story

Build a story as a family.

In this group game, the first person starts a story with one sentence but doesn't finish the sentence. The following person finishes that sentence, starts another sentence continuing the story, and so on until someone is stumped.

G-H-O-S-T

Build a long word as a family.

The first player thinks of any word that's not a name then says the first letter out loud. The second player adds a letter, again thinking of a real word with that first and second letter. The third player adds a letter but makes sure the three letters do NOT spell a word but are still part of a real word. The first person who spells out a complete word or can't think of another letter to keep it going is out of that round and takes a letter from the word "Ghost." When someone spells out the word "Ghost" they are out and the game is over.

Instead of spelling GHOST, you could pick any word you want. Going to a theme park? Pick DISNEY or PARK. Headed to the Grand Canyon? Pick CANYON.



Cash Cab

Win prizes by answering prepared questions.

Travel Mom Jenn's family loves to play this game based on the TV quiz show *Cash Cab*. While on their road trip, Mom picks random times to play. They start by playing the *Cash Cab* theme song to get the kids' attention and begin the game. They ask each kid a prepared question, and if they get the question correct, they have an opportunity to pick a secret prize that Mom has pre-wrapped and hidden in a box. Prizes include candy, \$1 Lottery Tickets, iTunes Cards, etc.

Typically, they theme the questions related to their destination. For example, if they are going to Disney, they might ask, "What are the names of Donald Ducks nephews?" or "Name the 7 dwarfs from Snow White."

Car Cash (add to any game)

Add prizes to games.


























Want to make things even more interesting? Add a "Car Cash" prize to your Road Trip Games. Use play money (or use real money) to give to the winners. They can redeem Car Cash for souvenirs and activities on the trip.



KeeKee Travel Bingo #1

Spot 5 in a row and win BINGO!

B I N G O

As you spot these objects during your travels, circle the box.
Get 5 in a row (across, down, or diagonally) and you win BINGO!

The middle KeeKee space is already added for you. Have fun!














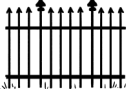











Visit AAA.com/Family-Travel for more fun activities.



KeeKee Travel Bingo #2

Spot 5 in a row and win BINGO!

B I N G O

Play alone. Play with a friend.
Time yourself and see how fast you can find all the items.

The middle KeeKee space is already added for you.

Take a picture of your game board and post it on social media using #AAAKeeKee hashtag



KeeKee Travel Bingo #1

Spot 5 in a row and win BINGO!

B I N G O

As you spot these objects during your travels, circle the box.
Get 5 in a row (across, down, or diagonally) and you win
BINGO!

The middle KeeKee space is already added for you. Have fun!

Visit AAA.com/Family-Travel for more fun activities.



KeeKee Travel Bingo #2

Spot 5 in a row and win BINGO!

B I N G O

Play alone. Play with a friend.
Time yourself and see how fast you can find all the items.

The middle KeeKee space is already added for you.

Take a picture of your game board and
post it on social media using **#AAAKeeKee** hashtag

© KKBA Entertainment




Family Travel Collectible Stamp

Here is your collectible stamp for Road Trip. Have an adult help you cut it out and attach it to your downloadable KeeKee Stamp Book.

City, State, Country: -----


Stamp Collector's Name: -----

attach a stamp here




attach a stamp here


attach a stamp here





attach a stamp here



attach a stamp here



attach a stamp here



attach a stamp here


fold on this line first

then fold on this line

Fill this stamp book with stamps found in KeeKee Kid's Corner Mini Magazines and Kid's Travel Activity Guides

Collect 6 and post a photo to social media with the hashtag **#AAAKeeKeeStamps**

OFFICIAL **KeeKee Stamp Book**



Collect Stamps from your KeeKee Kid's Corner Mini Magazines and Kid's Travel Activity Guides



Get more fun activities at AAA.com/Family-Travel

Wherever you see KeeKee, you'll know it's about Family Travel.
© KKBA Entertainment